



Creepy Crawlies Time Signatures



Simple Time # 1

1. In each pumpkin cross out the rhythm that is the odd one out. Then write the time signature in the leaf.



For the printable version click the blue "Get" button

2. Put a 2, 3 or 4 in each of the boxes to complete the time signatures.

A 4 B 4 C 4 D 4

Tap, Clap and Play

- Choose a rhythm from one of the webs below.
- Clap it and say the rhythm names.
- Tap it 3 times in one hand while tapping the beat in your other hand
- Tap it 3 times with your foot while clapping the beat.
- Use the rhythm and make up an interesting 3 bar melody to play or sing for your teacher or your class. (You will use the same rhythm 3 times.)






Creepy Crawlies Time Signatures



Simple Time # 1 — Answers

1. In each pumpkin cross out the rhythm that is the odd one out. Then write the time signature in the leaf.



2. Put a 2, 3 or 4 in each of the boxes to complete the time signatures.



Tap, Clap and Play

- Choose a rhythm from one of the webs below.
- Clap it and say the rhythm names.
- Tap it 3 times in one hand while tapping the beat in your other hand
- Tap it 3 times with your foot while clapping the beat.
- Use the rhythm and make up an interesting 3 bar melody to play or sing for your teacher or your class. (You will use the same rhythm 3 times.)

